

## Synthetic trends followed for the development of 1,3,4-oxadiazole based compounds

Garima Verma<sup>1</sup>, Mohemmed Faraz Khan<sup>2</sup>, Wasim Akhtar<sup>3</sup>, Mohammad Mumtaz Alam<sup>4</sup>, Mohammad Shaquiquzzaman<sup>5,\*</sup>

<sup>1,2,3</sup>PhD Scholar, <sup>4,5</sup>Assistant Professor, Dept. of Pharmaceutical Chemistry, Faculty of Pharmacy, Jamia Hamdard, New Delhi

\*Corresponding Author:

Email: shaqiq@gmail.com

### Abstract

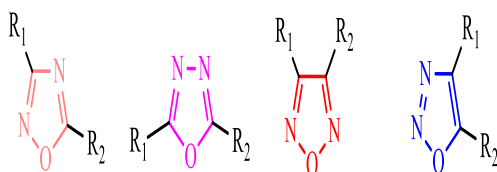
1,3,4-oxadiazoles, heterocycles bearing one oxygen and two nitrogen atoms in a five membered ring have their application in the diverse areas of medicine. Enough literature is available demonstrating antibacterial, antifungal, anticonvulsant, antiviral, antidiabetic and antimalarial potential of the moiety. Owing to their wide applications, scientists across the globe are engaged in the design and development of oxadiazole derived medicinal agents. This motif can also be traced in a number of drug molecules. Most commonly adopted method for their synthesis includes the reaction between acid hydrazides and acid chlorides/carboxylic acids or direct cyclization of diacylhydrazines in the presence of different dehydrating agents like phosphorus oxychloride, thionyl chloride, phosphorus pentoxide and polyphosphoric acid. This manuscript covers different conventional and non-conventional approaches adopted for the synthesis of 1,3,4-oxadiazole derivatives.

**Keywords:** 1,3,4-Oxadiazole, Synthesis, Cyclization Agent, Microwave Assisted Synthesis

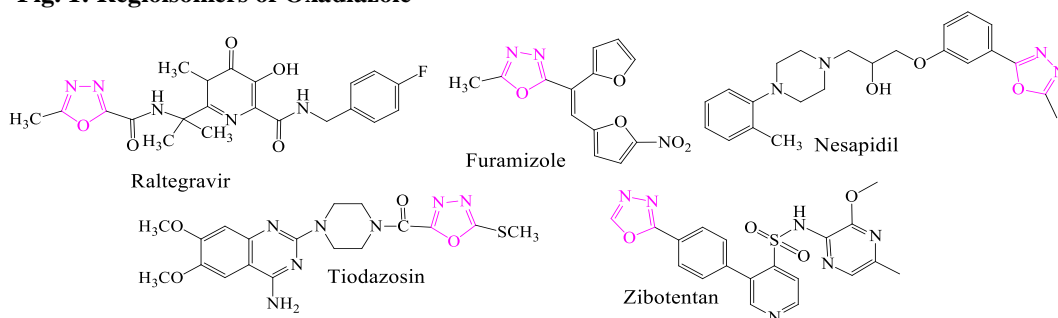
### Introduction

Oxadiazoles, five membered heteroaromatic rings bearing two carbon, two nitrogen, and one oxygen atom are well known to exist in different regioisomeric forms.<sup>(1,2)</sup> These regioisomeric forms are shown in **Fig. 1**. This moiety is derived from furan by substitution of two methylene groups with pyridine type nitrogen atoms.<sup>(3)</sup> 1,3,4-oxadiazole is valued in the field of medicinal chemistry for its low lipophilicity.<sup>(4)</sup>

1,3,4-oxadiazole moiety is known to elicit different pharmacological activities<sup>(5,6)</sup> like anticancer,<sup>(7)</sup> antiviral,<sup>(8)</sup> antibacterial,<sup>(9)</sup> antifungal,<sup>(10)</sup> antidiabetic,<sup>(11)</sup> antioxidant,<sup>(12)</sup> antimalarial,<sup>(13)</sup> analgesic and anti-inflammatory,<sup>(14)</sup> etc. This motif is frequently traced in a number of drug molecules<sup>(15)</sup> shown in **Fig. 2**. Raltegravir is an antiretroviral drug with 1,3,4-oxadiazole.<sup>(16)</sup> 1,3,4-oxadiazole bearing furamizole is an antibacterial agent.<sup>(17)</sup> 1,3,4-oxadiazole bearing drugs, nedsapidil and tiodazosin elicit their action as antihypertensive agents.<sup>(18)</sup> Zibotentan belongs to the category of anticancer agents.<sup>(19)</sup>

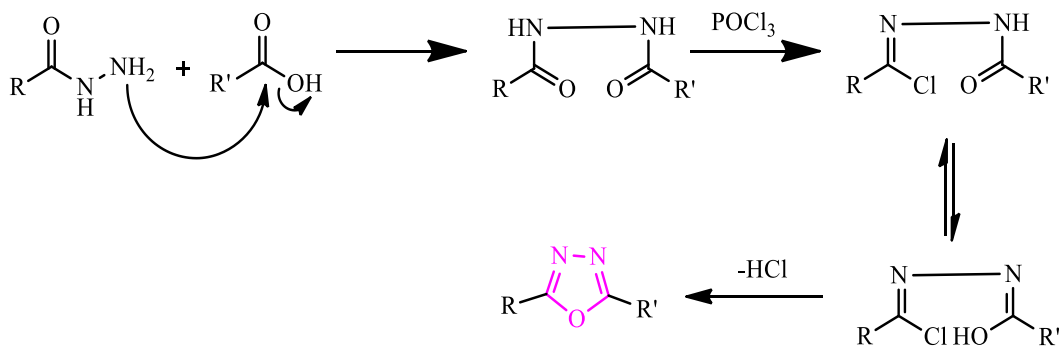


**Fig. 1: Regioisomers of Oxadiazole**



**Fig. 2: Drug molecules bearing 1,3,4-Oxadiazole**

Most common synthetic procedure for laboratory preparation of 1,3,4-oxadiazole based compounds is cyclodehydration of acid and hydrazide in the presence of dehydrants such as phosphorus oxychloride, trifluoroacetic anhydride, thionyl chloride, polyphosphoric acid.<sup>(20,21)</sup> Mechanism for the same is shown in **Fig. 3**.



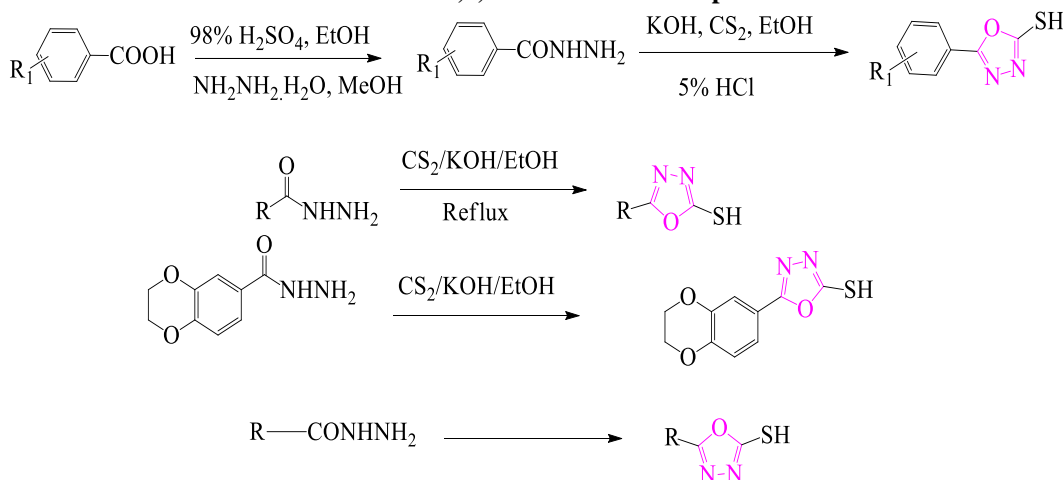
**Fig. 3: Mechanism for synthesis of 1,3,4-Oxadiazole**

**Chemistry of the Ring:** This ring is known to behave as a weak base. Presence of two pyridine type nitrogen atoms leads to reduction in aromaticity of the ring to such an extent, that it behaves as a conjugated diene. Owing to relatively low electron density on carbon atom, electrophilic substitution reactions are very difficult at the carbon atom. This low electron density on carbon atom is due to electron withdrawal nature of pyridine type nitrogen atoms.<sup>(22,23)</sup>

**Trends in Synthesis:** In spite of the conventional dehydration in the presence of dehydrating agent, there are several other methods which are being used by researchers. Such different methods have been mentioned in the subsequent text.

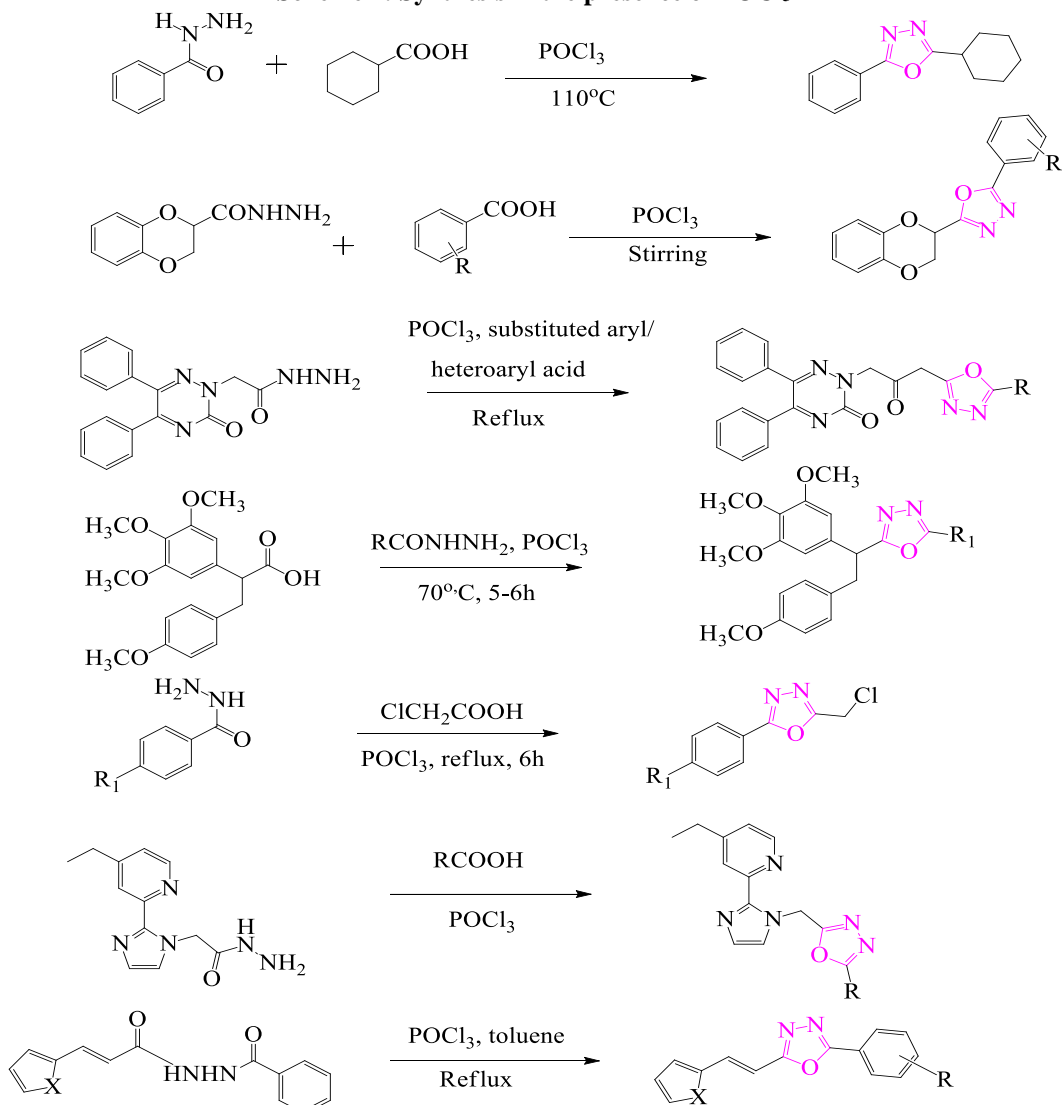
**Synthesis in the Presence of a Base:** Wang *et al.* synthesized 1-aryl-4-hydroxy-1*H*-pyrrol-2(5*H*)-one derivatives and assessed their bioactivities. For synthesizing the desired compounds, presence of a base was required. KOH was used in this case.<sup>(24)</sup> Ahmed *et al.* also prepared a series of 1,3,4-oxadiazoles in the presence of base.<sup>(25)</sup> Sun and co-workers employed basic conditions for synthesis of 1,3,4-oxadiazole-2(3*H*)-thione derivatives targeting focal adhesion kinase.<sup>(26)</sup> Li *et al.* had developed a series of 1,3,4-oxadiazole derivatives and evaluated them for antibacterial activity against rice bacterial leaf blight and tomato bacterial wilt under basic conditions.<sup>(27)</sup> An overview is shown in **Scheme 1**.

**Scheme 1: Formation of 1,3,4-Oxadiazole in the presence of KOH**



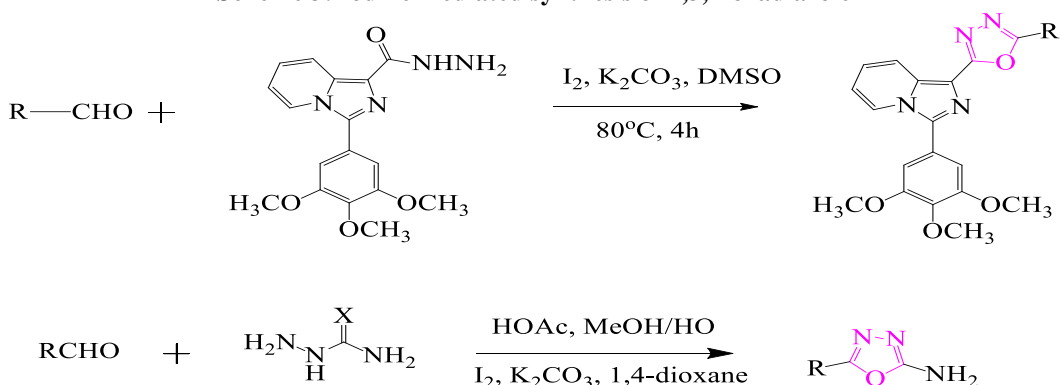
**Synthesis in the presence of POCl<sub>3</sub>:** In an effort towards synthesizing 2,5-substituted-1,3,4-oxadiazole derivatives, Selvaraj and co-workers used POCl<sub>3</sub> as the cyclization agent. These candidates were screened for their antidiabetic, anti-inflammatory and anticancer potential.<sup>(28)</sup> Khalilullah and co-workers synthesized a series of 1,3,4-oxadiazole derivatives bearing 1,4-benzodioxane ring using POCl<sub>3</sub>. These were evaluated for antimicrobial activity.<sup>(29)</sup> 1,3,4-oxadiazole derivatives prepared by Banerjee *et al.* using POCl<sub>3</sub> were tested for anti-inflammatory and analgesic activities.<sup>(30)</sup> Kamal and co-workers developed a series of

combretastatin linked 1,3,4-oxadiazole conjugates as potential tubulin polymerization inhibitors.<sup>(31)</sup> El-Din *et al.* also used POCl<sub>3</sub> to synthesize 1,3,4-oxadiazole derivatives possessing sulfonamide moiety.<sup>(32)</sup> Wani and co-workers developed a series of 2-(4-ethyl-2-pyridyl)-1*H*-imidazole which was clubbed with 1,3,4-oxadiazole using POCl<sub>3</sub> as the cyclization agent.<sup>(33)</sup> Kudelko and Wroblowska reported synthesis of 1,3,4-oxadiazole derivatives in the presence of POCl<sub>3</sub>, taking toluene as the solvent.<sup>(34)</sup> Overview of these reactions is given in **Scheme 2**.

Scheme 2: Synthesis in the presence of POCl<sub>3</sub>

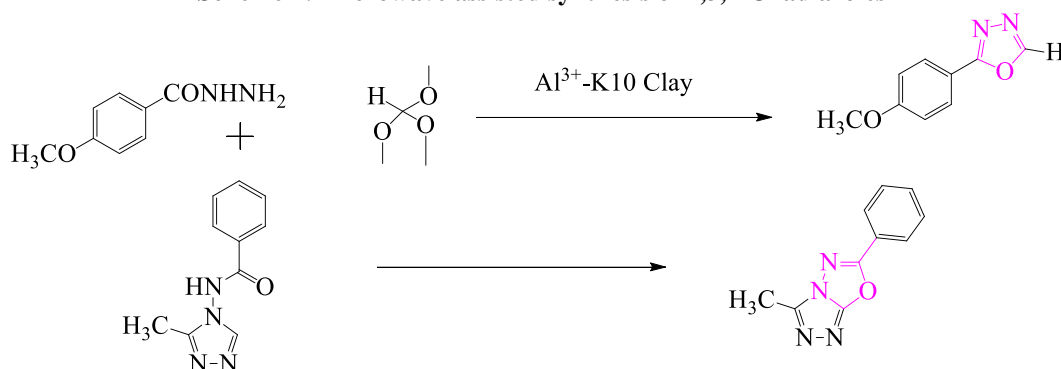
**Iodine Mediated Synthesis:** A series of imidazopyridinyl-1,3,4-oxadiazole was synthesized by Rao *et al.* in the presence of I<sub>2</sub>, K<sub>2</sub>CO<sub>3</sub> in DMSO. These agents were screened for cytotoxic effects.<sup>(35)</sup> Niu and co-workers also reported a method for synthesis of 2-amino-1,3,4-oxadiazoles in the presence of iodine.<sup>(36)</sup> These reactions are shown in Scheme 3.

## Scheme 3: Iodine mediated synthesis of 1,3,4-oxadiazole



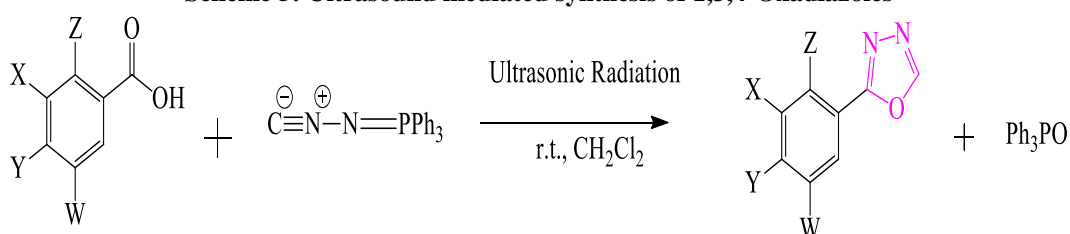
**Microwave Assisted Synthesis:** Al<sup>3+</sup>-K10 montmorillonite clay served as a heterogeneous catalyst for the synthesis of 1,3,4-oxadiazoles under microwave irradiation.<sup>(37)</sup> Breuniger *et al.* reported microwave accelerated synthesis of 1,3,4-oxadiazole derivatives.<sup>(38)</sup> Overview of microwave assisted reactions is given in **Scheme 4**.

**Scheme 4: Microwave assisted synthesis of 1,3,4-Oxadiazoles**



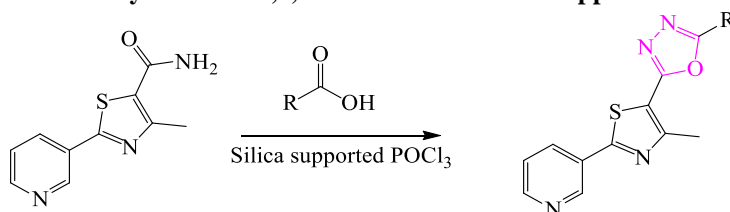
**Sonochemical Synthesis:** Rouhani and co-workers reported ultrasound promoted synthesis of 2-aryl-1,3,4-oxadiazoles at ambient temperature,<sup>(39)</sup> shown in **Scheme 5**.

**Scheme 5: Ultrasound mediated synthesis of 1,3,4-Oxadiazoles**



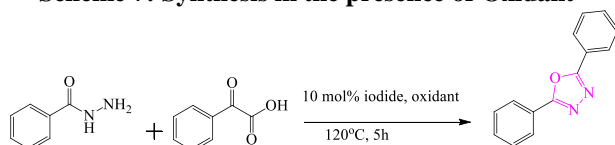
**Silica Supported POCl<sub>3</sub>:** Pyridinyl substituted thiazolyl acid hydrazide was condensed with benzoic acids/nicotinic acids in the presence of silica supported POCl<sub>3</sub> to yield 1,3,4-oxadiazole derivatives,<sup>(40)</sup> shown in **Scheme 6**.

**Scheme 6: Synthesis of 1,3,4-Oxadiazole on silica supported POCl<sub>3</sub>**



**Synthesis in the presence of oxidant:** This sort of synthesis was reported by Gao *et al.* Reaction conditions involved presence of 10 mol% iodide, 1.2 equiv. base and 4 equiv oxidant in solvent at 120°C for 5 h.<sup>(41)</sup> This reaction is shown in **Scheme 7**.

**Scheme 7: Synthesis in the presence of Oxidant**



## Conclusion

1,3,4-oxadiazoles find their significant place in the field of drug discovery and development. This drives the interest of different scientists for development of novel

methods for synthesis of novel oxadiazole. Cyclization in the presence of POCl<sub>3</sub> is the most conventional method adopted by researchers. However, a few alternative methods like ultrasonic or microwave irradiation have also been reported in the manuscript.

## References

1. Bostrom J, Hogner A, Llinas A, Wellner E, Plowright AT. Oxadiazoles in medicinal chemistry. *J Med Chem* 2012; 55(5):1817-30.
2. Kumar KA, Jayaroopa P, Kumar GV. Comprehensive review on the chemistry of 1,3,4-oxadiazoles and their applications. *Int J Chem Tech Res* 2012;4(4):1782-91.
3. Musmade DS, Pattan RS, Manjunath SY. Oxadiazole a nucleus with versatile biological behavior. *Int J Pharm Chem* 2015;5(1):11-20.
4. Tokumaru K, Johnston JN. A convergent synthesis of 1,3,4-oxadiazoles from acyl hydrazides under semiaqueous conditions. *ChemSci* 2017;8:3187-91.

5. Nagaraj, Chaluvaraju KC, Niranjan MS, Kiran S. 1,3,4-oxadiazole: a potent drug candidate with various pharmacological activities. *Int J Pharm Pharm Sci* 2011; 3(3):9-16.
6. Kumar B, Kumar A, Beheraand AK, Raj V. Latest update on pharmacological activities of 1,3,4-oxadiazole derivatives. *J Cell Sci Therapy* 2016;7(1):1-7.
7. Abdo NYM, Kamel MM. Synthesis and anticancer evaluation of 1,3,4-oxadiazoles, 1,3,4-thiadiazoles, 1,2,4-triazoles and Mannich bases. *Chem Pharm Bull* 2015;63(5):369-76.
8. Wu W, Chen Q, Tai A, Jiang G, Ouyang G. Synthesis and antiviral activity of 2-substituted methylthio-5-(4-amino-2-methylpyrimidin-5-y)-1,3,4-oxadiazle derivatives. *Bioorg Med Chem Lett* 2015;25:2243-46.
9. Wang PY, Zhou L, Zhou J, Wu ZB, Xue W, Song BA, Yang S. Synthesis and antibacterial activity of pyridinium-tailored 2,5-substituted-1,3,4-oxadiazole thioether/sulfoxide/sulfone derivatives. *Bioorg Med Chem Lett* 2016;26.:1214-17.
10. Wani MY, Ahmad A, Sheikh RA, Al-Ghamdi KJ, Sobral AJFN. Imidazole clubbed 1,3,4-oxadiazle derivatives as potential antifungal agents. *Bioorg Med Chem* 2015;23:4172-80.
11. Shyma PC, Balakrishna K, Peethambar SK, Vijesh AM. Synthesis, characterization, antidiabetic and antioxidant activity of 1,3,4-oxadiazole derivatives bearing 6-methyl pyridine moiety. *Der Pharm Chemica*, 2015;7(12):137-45.
12. Mihailovic N, Markovic V, Matic IZ, Stanisaljevic NS, Jovanovic ZS, Trifunovic S, Joksovic L. Synthesis and antioxidant activity of 1,3,4-oxadiazoles and their diacylhydrazine precursors derived from phenolic acids. *RSC Adv* 2017;7:8550-60.
13. Zareef M, Iqbal R, De Dominguez NG, Rodrigues J, Zaidi JH, Arfan M, Supuran CT. Synthesis and antimalarial activity of novel chiral and achiral benzenesulfonamides bearing 1,3,4-oxadiazole moieties. *J Enzyme Inhib Med Chem*, 2007;22(3):301-8.
14. Almasirad A, Mousavi Z, Tajik M, Assarzadeh MJ, Shafiee A. Synthesis, analgesic and anti-inflammatory activities of new methyl-imidazolyl-1,3,4-oxadiazoles and 1,2,4-triazoles. *DARU J Pharm Sci* 2014;22(22):1-8.
15. Blakney AK, Jiang Y, Whittington D, Woodrow KA. Simultaneous measurement of etravirine, maraviroc and raltegravir in pigtail macaque plasma, vaginal secretions and vaginal tissue using a LC-MS/MS assay. *J Chrom B* 2016;1025:110-8.
16. Bachwani M, Sharma V, Kumar R. Biological activities of 1,3,4-oxadiazole: a review. *Int Res J Pharm* 2011;2(12):84-9.
17. Bhatia S, Gupta M. 1,3,4-oxadiazole as antimicrobial agents: an overview. *J Chem Pharm Res* 2011;3(3):137-47.
18. de Oliveira CS, Lira BF, Falcao-Silva VDS, Athayde-Filho PFD. Synthesis, molecular properties prediction, and anti-staphylococcal activity of *N*-acylhydrazones and new 1,3,4-oxadiazole derivatives. *Molecules* 2012;17:5095-107.
19. Lenz EM, Kenyon A, Martin S, Temesi D, Clarkson-Jones J, Tomkinson H. The metabolism of [<sup>14</sup>C]-zibotentan (ZD4054) in rat, dog and human, the loss of the radiolabel and the identification of an anomalous peak, derived from the animal feed. *J Pharm Biomed Anal* 2011;55:500-17.
20. Kavitha S, Gnanavel S, Kannan K. Biological aspects of 1,3,4-oxadiazole. *Asian J Pharm Clin Res* 2014;7:11-20.
21. Singh R, Chouhan A. Various approaches for synthesis of 1,3,4-oxadiazole derivatives and their pharmacological activity. *World J Pharm Pharm Sci* 2014;3(10):1474-505.
22. Somani RR, Shirodkar PY. Oxadiazole: a biologically important heterocycle. *Der Pharm Chemica* 2009;1(1):130-40.
23. Shukla C, Srivastav S. Biologically active oxadiazole. *J Drug Delivery Ther* 2015;5(6):8-13.
24. Wang PY, Chen L, Zhou J, Fang HS, Wu ZB, Song BA, Yang S. Synthesis and bioactivities of 1-aryl-4-hydroxy-1*H*-pyrrol-2-(5*H*)-one derivatives bearing 1,3,4-oxadiazle moiety. *J Saudi Chem Soc* 2017 21, 315-23.
25. Selvaraj K, Kulanthai K, Sadhasivam G. Synthesis, characterization and biological evaluation of novel 2,5-substituted-1,3,4-oxadiazole derivatives. *Saudi Pharm J* 2017;25:337-45.
26. Sun J, Ren SZ, Lu XY, Li JJ, Shen FQ, Xu C, Zhu HL. Discovery of a series of 1,3,4-oxadiazole-2(3*H*)-thione derivatives containing piperazine skeleton as potential FAK inhibitors. *Bioorg Med Chem* 2107;25:2593-2600.
27. Li P, Shi L, Gao MN, Yang X, Xue W, Jin LH, Hu DY, Song BA. Antibacterial activities against rice bacterial leaf blight and tomato bacterial wilt of 2-mercapto-5-substituted-1,3,4-oxadiazole/thiadiazole derivatives. *Bioorg Med ChemLett* 2015; 25:481-84.
28. Ahmed MN, Yasin KA, Hameed S, Ayub K, Haq I, Tahir MN, Mahmood T. Synthesis, structural studies and biological activities of three new 2-(pentadecylthio)-5-aryl-1,3,4-oxadiazoles. *J Mol Struc* 2017;1129:50-9.
29. Khalilullah H, Khan S, Nomani MS, Ahmed B. Synthesis, characterization and antimicrobial activity of benzodioxane ring containing 1,3,4-oxadiazole derivatives. *Arabian J Chem* 2016;9:S1029-35
30. Banerjee AG, Das N, Shengule SA, Srivastava RS, Shrivastava SK. Synthesis, characterization, evaluation and molecular dynamics studies of 5,6-diphenyl-1,2,4-triazin-3(2*H*)-one derivatives bearing 5-substituted 1,3,4-oxadiazle as potential anti-inflammatory and analgesic agents. *Eur J Med Chem* 2015;101:81-95.
31. Kamal A, Srikanth PS, Vishnuvardhan MVPS, Kumar GB, Babu KS, Hussaini SMA, Kapure JS, Alarifi A. Combretastatin linked 1,3,4-oxadiazole conjugates as a potent tubulin polymerization inhibitors. *BioorgChem* 2016;65:126-36.
32. El-Din MMG, El-Gamal MI, Abdel-Maksoud MS, Yoo KH, Oh CH. Synthesis and *in vitro* antiproliferative activity of new 1,3,4-oxadiazole derivatives possessing sulfonamide moiety. *Eur J Med Chem* 2015;90:45-52.
33. Wani MY, Ahmad A, Sheikh RA, Al-Ghamdi KJ, Sobral AJFN. Imidazole clubbed 1,3,4-oxadiazole derivatives as potential antifungal agents. *Bioorg Med Chem* 2015;23:4172-80.
34. Kudelko A, Wroblowska M. An efficient synthesis of conjugated 5-aryl-1,3,4-oxadiazoles from 3-heteroarylacrylohydrazides and acid chlorides. *Tetrahedron Lett* 2014;55:3252-4.
35. Rao AVS, Vardhan MVPSV, Reddy NVS, Reddy TS, Shaik SP, Bagul C, Kamal A. Synthesis and biological evaluation of imidazopyridinyl-1,3,4-oxadiazole conjugates as apoptosis inducers and topoisomerase II inhibitors. *BioorgChem* 2016; 69:7-19.
36. Niu P, Kang J, Tian X, Song L, Liu H, Wu J, Yu W, Chang J. Synthesis of 2-Amino-1,3,4-oxadiazoles and 2-Amino-1,3,4-thiadiazoles via sequential condensation and I<sub>2</sub> mediated oxidative C-O/C-S bond formation. *J Org Chem* 2015;80(2):1018-24.
37. Suresh D, Kanagaraj K, Pitchumani K. Microwave promoted one-pot synthesis of 2-aryl substituted 1,3,4-oxadiazoles and 1,2,4-oxadiazole derivatives using Al<sup>3+</sup>-K10 clay as a heterogeneous catalyst. *Tetrahedron Lett* 2014;55:3678-82.

38. Breunig SL, Olson ME, Harki DA. Rapid, microwave accelerated synthesis of [1,2,4]triazolo[3,4-*b*][1,3,4]-oxadiazoles from 4-acylamino-1,2,4-triazoles. *Tetrahedron Lett* 2016;57:4056-60.
39. Rouhani M, Ramazani A, Joo SW. Novel, fast and efficient one-pot sonochemical synthesis of 2-aryl-1,3,4-oxadiazoles. *Ultrasonics Sonochem* 2014;21:262-267.
40. Dhumal ST, Deshmukh AR, Bhosle MR, Khedkar VM, Nawale LU, Sarkar D, Mane RA. Synthesis and antitubercular activity of new 1,3,4-oxadiazoles bearing pyridyl and thiazolyl scaffolds. *Bioorg Med Chem Lett* 2016;26:3646-3651.
41. Gao P, Wang J, Bai Z, Cheng H, Xiao J, Lai M, Yang D, Fan M. One-pot cyclization/decarboxylation of  $\alpha$ -keto acids and acylhydrazines for the synthesis of 2,5-disubstituted 1,3,4-oxadiazoles under transition-metal-free conditions. *Tetrahedron Lett* 2016;57: 4616-4619.